



PP&M songs with chords and lyrics:

Songs Written By Noel Stookey	Songs Written by Peter Yarrow
A' Soalin'	
Children Go Where I Send Thee	
Early In the Morning	Day Is Done
El Salvador	Light One Candle
For The Love Of It All	Puff The Magic Dragon
No Other Name	Very Last Day (Co-written by Noel Stookey)
The Good Times We Had	Weave Me The Sunshine
The Wedding Song	
Whatsername	

WHATSHERNAME

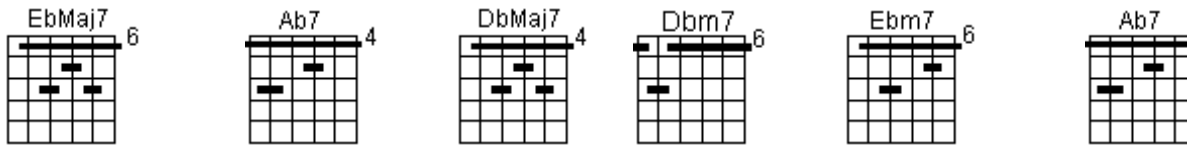
WHATSHERNAME©19767 PEPAMAR Music Corp
 Stookey/Dixon/Kniss- Newworld Media Music Publishers ASCAP

For a printable Adobe .pdf version of this song, [click here](#)

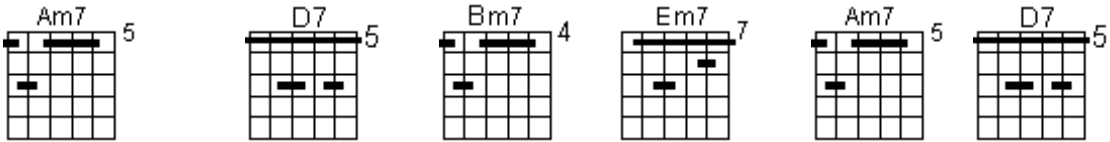
Although these chords may seem a little intimidating, after you study them for a few minutes you will see that they follow a logical pattern. There are only three things that you need to know as you tackle Whatsername:

1. The order of the lines are 1A, 1B, 2A, 2B, 3A, 3B, 4A, 4B, 5 through 10.
2. As you move from 1A through 4B you will start each section 1 fret lower in pitch than the previous set. For example, 1A starts with a barre on the 5th fret. After you finish 1B and begin again at 2A you will play the same chord, but on the 4th, fret, the next time through you will play it barred on the 3rd fret, and finally (when you begin 4A) you will be barred on the 2nd fret. Noel describes the process more technically by saying “as you progress through the opening section you modulate downwards one-half step each time through”.
3. The actual names of the chords are not as important as your smooth transition from one to the next, so practice your barre. A few of the chords will remain nameless because nobody, not even Noel, was able to name them!

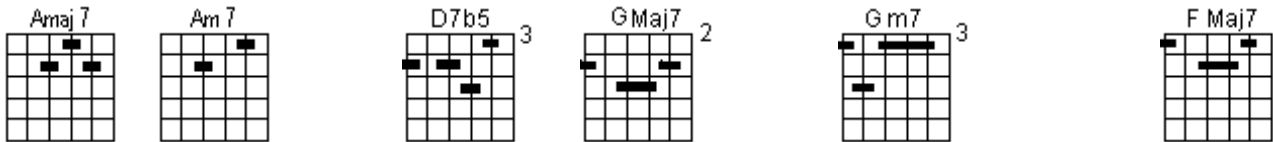
The chord changes occur on the **bold** words or syllables.



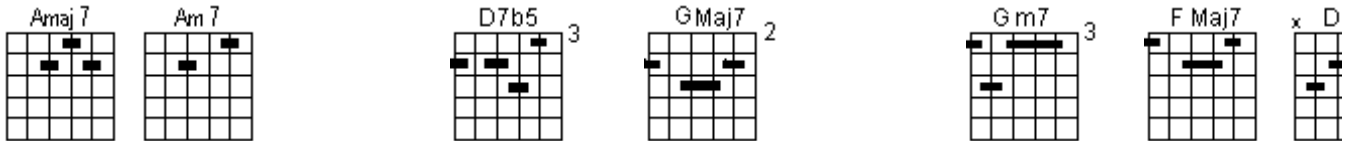
1A **Jimmy** Mc-Gregor, hey, **Jimmy**, come here! **Jimmy** you son o
 ----->use the same fingerings but barre one fret lower than the previous line
 2A How's the **preacher**? How's **Don**, did he go back to **school**? (No **kidding**, I **thought**
 ----->use the same fingerings but barre one fret lower than the previous line
 3A Oh, well, **she** couldn't **make** it, she **gets** pretty **tired**, She **started** her **last** mont
 ----->use the same fingerings but barre one fret lower than the previous line
 4A Oh, and **yeah** while I **think** of it, **do** you re-mem-ber, (**not** for my-self, for



1B **What** 'cha been **doin'**? How **long** has it **been**? Hell, **seven** years if it's b
 ----->use the same fingerings but barre one fret lower than the previous line
 2B Who **me**? Oh, I'm **great**! I'm a **father** you **know**. Yeah, **two** of'em and **one** on
 ----->use the same fingerings but barre one fret lower than the previous line
 3B I **only** came **up** for a **couple** of **minutes**, Be-lieve me, I **wish** I
 ----->use the same fingerings but barre one fret lower than the previous line
 4B A **girl** that I **brought** here, be-fore I got **married**. A **couple** of **times** a

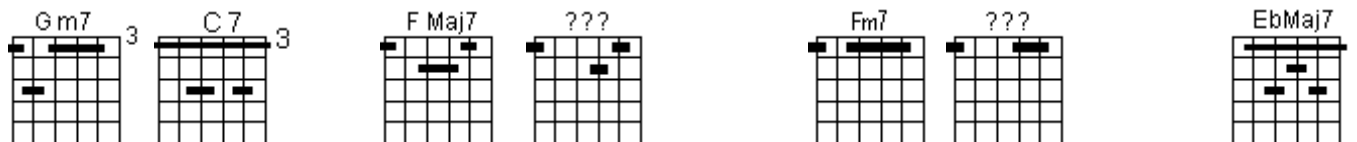
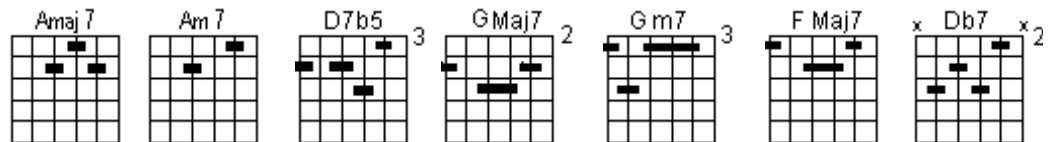


5 Whatshername? She hardly knew me; now her name means something to me. I wonder

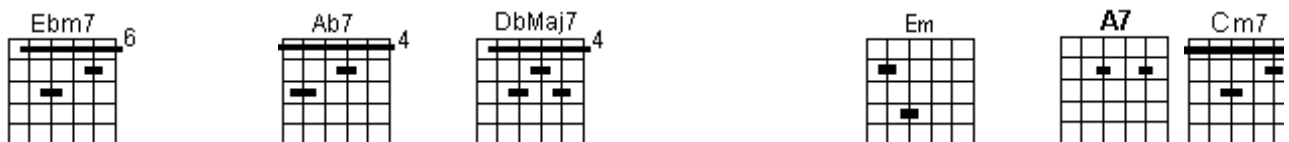


6 Anyway I should be flattered for yesterday at least I mattered. Where did it

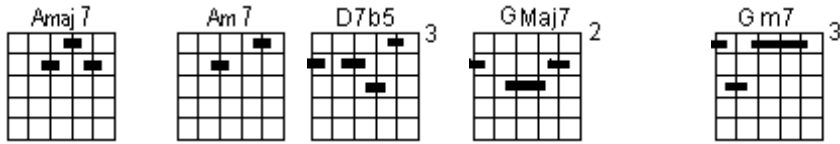
GUITAR / BASS INTERLUDE



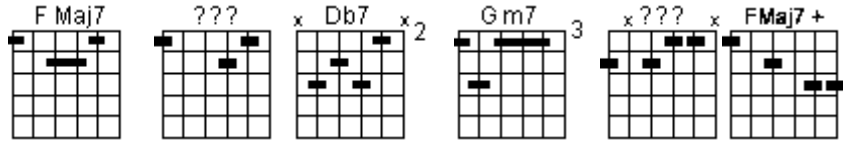
7 Jimmy I tell you we're two lucky guys. You've got every-thing that you've planned.



8 And all things con-sidered, I've done fairly well. I mean God's honest truth, man,



9 Whatshername. I thought I knew her, Whatshername? What happened to her.



10 I don't know why I'll never for-get Whatshername.

